



First Sign™ Single-Panel Drug Screen

*Also available
as two panel
THC & METH-*

Easy to use single panel urine drug screens for the drugs of abuse.
Accurate and cost effective with results available in minutes.

Available for : Marijuana, K2 (synthetic cannabinoids),
Methamphetamine, Cotinine (nicotine), Methadone & Alcohol
OR as a two panel combination (THC & METH)

FLEXIBILITY

- Tests for one individual drug
- Available for THC (marijuana), Methamphetamine, Synthetic Cannabinoids (THC/K2), Cotinine, Methadone, Oxycodone, Phencyclidine.
- Available as either single panel or dual panel configuration - THC & METH combination

CONVENIENCE

- Used as a urine dip strip or pipette method
- Simple procedure, collect sample and read test in 5 minutes, no timing required
- Collection cups not included

PERFORMANCE

- Each test has procedural control built in Colloidal gold technology
- >99% correlation to GC/MS at 97.5% confidence level
- Tested for cross-reactivity against 500 drugs
- AS/NZ Standard 4308:2008 cut-offs
- FDA approved

CUT-OFF LEVELS

- Cut-off levels to AS/NZ Standard 4308:2008 for immunoassay testing : -

METH

methamphetamine 300ng/ml

THC

marijuana 50ng/ml

K2/Synthetic THC

synthetic cannabinoids 20ng/ml or 50ng/ml Detects :

JWH 018, JWH 019, JWH 398, JWH 073, JWH 122, JWH 200, JWH 210, MAM2201, RCS4, JWH 081
Spice, herbal incense, Purple Haze, kronic, bliss, pineapple express, Ganja, herbal spice, herbal smoking powder, rocket-fuel, rocket express..... and many other names

MTD

methadone 300ng/mL

COT

cotinine/nicotine 200ng/ml

ALC

Alcohol 0.04%BAC

OXY

Oxycodone 100ng/ml

PCP (Angel Dust)

Phencyclidine 25ng/ml

First Sign™ Single-Panel Drug Screen

*Also available
as two panel
THC & METH-*

The First Sign™ single panel screen is an immunoassay rapid screening device for the detection of the drugs of abuse in urine. Simple to use, these single panel screens will detect specific drug metabolites in urine in minutes, with accuracy and cost effectiveness. (Collection cups not supplied)


Instructions



1. Collect urine specimen from donor (20-30mls max)
 2. Remove cap from test device **
 3. Insert test strip into urine or (urine sample should **not** touch the plastic card) only immerse to the indicated line (arrow)
- Once test window turns pink recap and lie on a flat surface

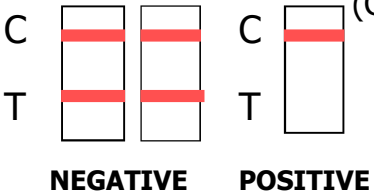
****Remove test cap**

1. Read results in 5 minutes
2. **Interpret results,**
2 lines = negative
1 line = positive



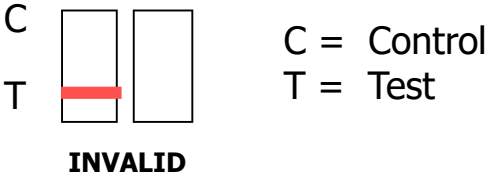
Reading Results

- Negative results can be read as soon as they appear
- Read positive (non negative) results at 5 minutes
- All positive results are presumptive and should be confirmed by GC/MS (Gas Chromatograph/Mass Spectrometry)



Negative = Pass— No drugs detected at cut-off levels

Positive = Fail—drugs detected at or above cut-off levels -



Line Intensity (colour) in **NOT** important. A faint 2nd line if visible must be read as a **NEGATIVE** result (pass)